




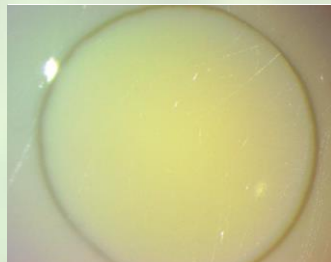
Certificate ID: **35753**
 Received: **6/28/18**
 Client Sample ID: **ECODROPS RELIEF**
 Lot Number: **8SR0626172**
 Matrix: **Tincture - MCT Oil**

Scan QR Code for authenticity



Eco Sciences
729 W. 16th St., Ste A6
Costa Mesa, CA 92627
Attn: Boyd Easley

Authorization: Matthew Silva, Chemical Engineer	Signature: 	Date: 7/11/2018
---	--	---------------------------



The data contained within this report was collected in accordance with the requirements of ISO/IEC17025:2005. I attest that the information contained within the report has been reviewed for accuracy and checked against the quality control requirements for each method. These results relate only to the test article listed in this report. Reports may not be reproduced except in their entirety.







CN: Cannabinoid Profile & Potency [WI-10-04]

Analyst: *LG*

Test Date: 7/11/2018

The client sample was analyzed for plant-based cannabinoids by Convergence Chromatography (CC). The collected data was compared to data collected for certified reference standards at known concentrations.

35753-CN

ID	Weight %	Conc.		
Δ^9 -THC	0.20 wt %	1.93 mg/mL		
THCV	ND	ND		
CBD	7.63 wt %	72.71 mg/mL		
CBDV	0.14 wt %	1.29 mg/mL		
CBG	0.24 wt %	2.30 mg/mL		
CBC	0.60 wt %	5.76 mg/mL		
CBN	0.02 wt %	0.22 mg/mL		
THCA	ND	ND		
CBDA	0.11 wt %	1.03 mg/mL		
CBGA	ND	ND		
Total	8.94 wt%	85.25 mg/mL	0%	Cannabinoids (wt%) 7.6%
Max THC	0.20 wt%	1.93 mg/mL		
Max CBD	7.72 wt%	73.61 mg/mL		

Ratio of Total CBD to THC **38.2:1**

Max THC (and Max CBD) are calculated values for total cannabinoids after heating, assuming complete decarboxylation of the acid to the neutral form. It is calculated based on the weight loss of the acid group during decarboxylation: Max THC = (0.877 x THCA) + THC. ND = None detected above the limits of detection (LLD)